
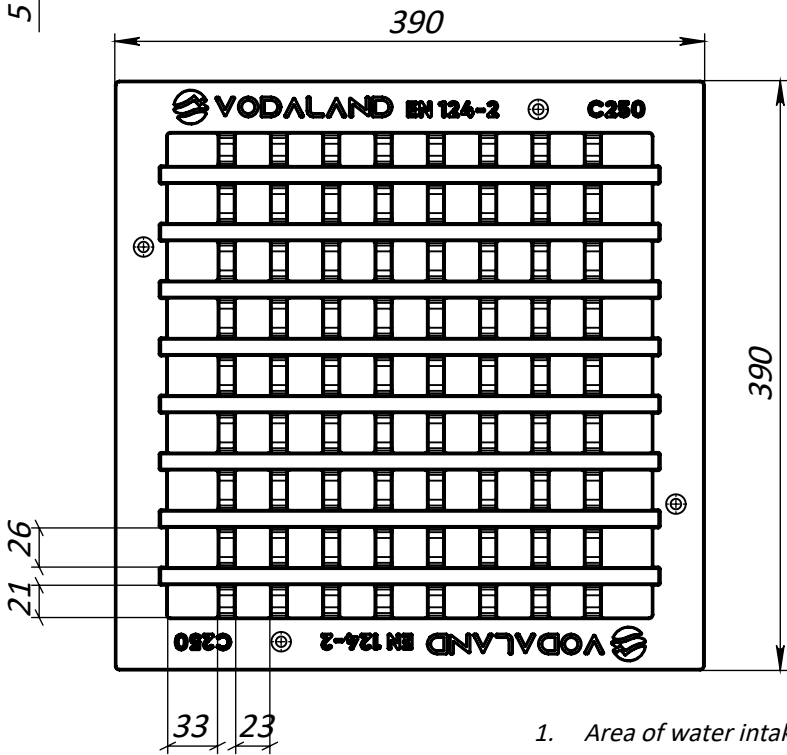
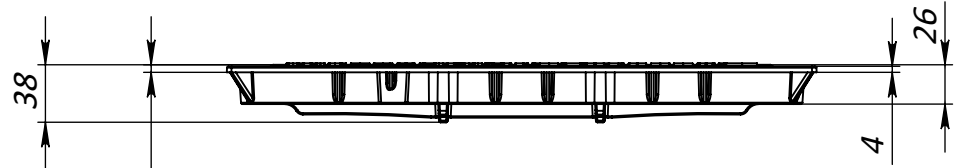


6 5 4 3 2 1



1. Area of water intake slots 500.33 sq cm;
2. Deviation of the actual weight of the nominal can be up to 10%

UNLESS OTHERWISE SPECIFIED: DIMENSIONS ARE IN MILLIMETERS SURFACE FINISH: TOLERANCES: ISO 2768-c LINEAR: ANGULAR:				FINISH:		DO NOT SCALE DRAWING		REVISION		
						TITLE: Cast iron grate Base 400x400 mesh C250				
						Load class: C250				
						Article:		34403		A4
						WEIGHT: 8.58 kg		SCALE:1:5		SHEET 1 OF 1

	NAME	SIGNATURE	DATE		
DRAWN	LMV		06.07.22		
CHK'D	LMK				
APPV'D					
MFG					
Q.A				MATERIAL:	Cast iron

D

D

C

C

B

B

A

A

6 5 4 3 2 1