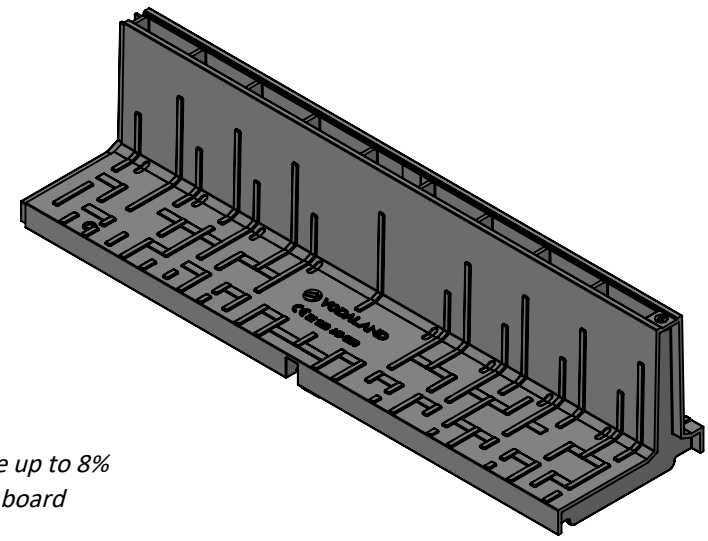
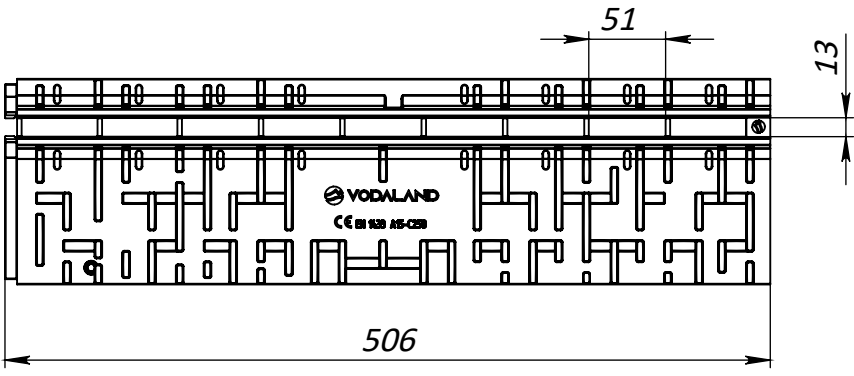
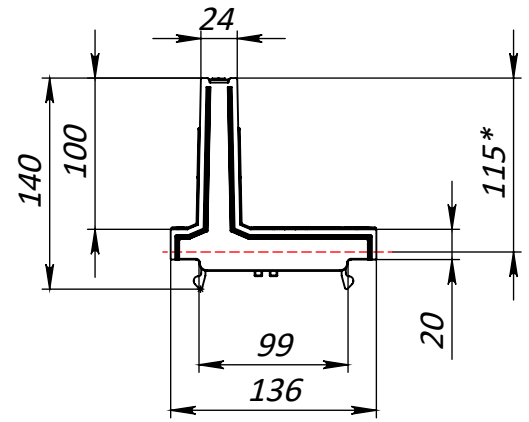
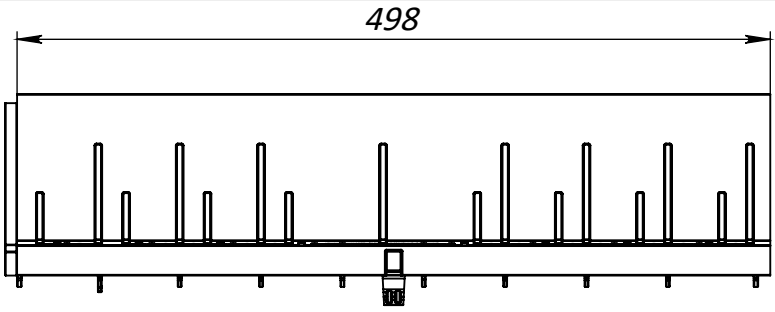


6 5 4 3 2 1



1. Area of water intake slots 56.47 sq cm;
2. Deviation of the actual weight of the nominal can be up to 8%
3. *-mounting height for Base channels with standard board

UNLESS OTHERWISE SPECIFIED: DIMENSIONS ARE IN MILLIMETERS SURFACE FINISH: TOLERANCES: ISO 2768-c LINEAR: ANGULAR:				FINISH:		DO NOT SCALE DRAWING		REVISION	
						TITLE: Plastic slot drain L-type H100 for channel Base DN100 A15-C250			
						Load class: A15-C250			
				MATERIAL: Plastic		Article: 2087-L-100		A4	
				WEIGHT: 0.81 kg		SCALE:1:5		SHEET 1 OF 1	

6 5 4 3 2 1

D
C
B
A

D
C
B
A