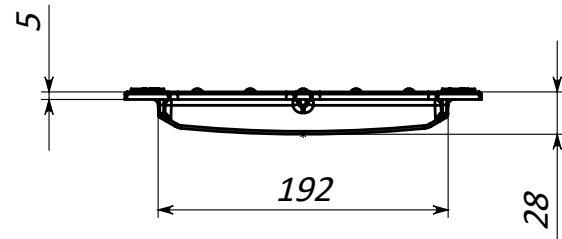
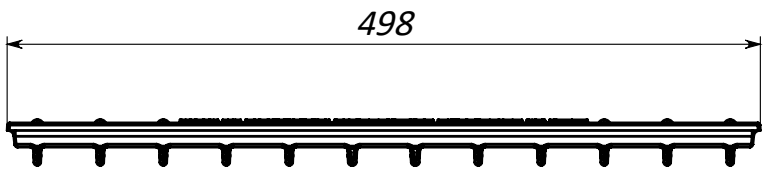


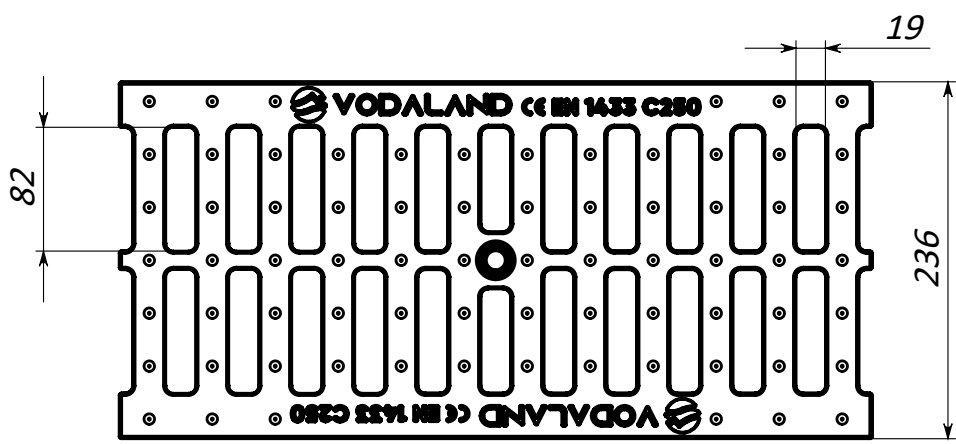
6 5 4 3 2 1

D




D

C



C



B

B

1. Powierzchnia otworów poboru wody 375.34 cm<sup>2</sup>;
2. Odchylenie rzeczywistej wagi od nominalnej może wynosić do 10%

A

A

UNLESS OTHERWISE SPECIFIED: DIMENSIONS ARE IN MILLIMETERS SURFACE FINISH: TOLERANCES: ISO 2768-c LINEAR: ANGULAR:				FINISH:		DO NOT SCALE DRAWING		REVISION	
						TITLE: Ruszt żeliwny Base DN200 szczelinowy C250			
						Klasa obciążenia: C250			
				MATERIAL: Żeliwo		Artykuł: 25303		A4	
				Waga: 5.05 kg		SCALE:1:5		SHEET 1 OF 1	

6 5 4 3 2 1