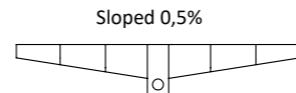
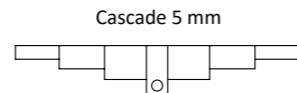
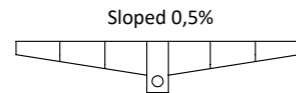
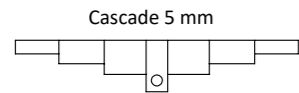


Channel with Grate F900

Channel with Grate F900 and vertical outlet 200



Article	H/h, mm	Weight kg
04501/335	335	129,1
04501/330	330	128,2
04501/325	325	127,3
04501/320	320	126,5
04501/315	315	125,6
04501/310	310	124,7
04501/305	305	123,8
04501/300	300	122,9
04501/295	295	122,1
04501/290	290	121,2
04501/285	285	120,3
04501/280	280	119,4
04501/275	275	118,5
04501/270	270	117,7
04501/265	265	116,8
04501/260	260	115,9
04501/255	255	115,0
04501/250	250	114,1
04501/245	245	113,3
04501/240	240	112,4
04501/235	235	111,5
04501/230	230	110,6
04501/225	225	109,7
04501/220	220	108,9
04501/215	215	108,0

Article	H/h, mm	Weight kg
04501/335-330	335/330	128,6
04501/330-325	330/325	127,7
04501/325-320	325/320	126,8
04501/320-315	320/315	126,0
04501/315-310	315/310	125,1
04501/310-305	310/305	124,2
04501/305-300	305/300	123,3
04501/300-295	300/295	122,4
04501/295-290	295/290	121,6
04501/290-285	290/285	120,7
04501/285-280	285/280	119,8
04501/280-275	280/275	118,9
04501/275-270	275/270	118,0
04501/270-265	270/265	117,2
04501/265-260	265/260	116,3
04501/260-255	260/255	115,4
04501/255-250	255/250	114,5
04501/250-245	250/245	113,6
04501/245-240	245/240	112,8
04501/240-235	240/235	111,9
04501/235-230	235/230	111,0
04501/230-225	230/225	110,1
04501/225-220	225/220	109,2
04501/220-215	220/215	108,4

Article	H/h, mm	Weight kg
0450109/335	335	123,9
0450109/330	330	123,0
0450109/325	325	122,1
0450109/320	320	121,3
0450109/315	315	120,4
0450109/310	310	119,5
0450109/305	305	118,6
0450109/300	300	117,7
0450109/295	295	116,9
0450109/290	290	116,0
0450109/285	285	115,1
0450109/280	280	114,2
0450109/275	275	113,3
0450109/270	270	112,5
0450109/265	265	111,6
0450109/260	260	110,7
0450109/255	255	109,8
0450109/250	250	108,9
0450109/245	245	108,1
0450109/240	240	107,2
0450109/235	235	106,3
0450109/230	230	105,4
0450109/225	225	104,5
0450109/220	220	103,7
0450109/215	215	102,8

Article	H/h, mm	Weight kg
0450109/335-330	335/330	123,4
0450109/330-325	330/325	122,5
0450109/325-320	325/320	121,6
0450109/320-315	320/315	120,8
0450109/315-310	315/310	119,9
0450109/310-305	310/305	119,0
0450109/305-300	305/300	118,1
0450109/300-295	300/295	117,2
0450109/295-290	295/290	116,4
0450109/290-285	290/285	115,5
0450109/285-280	285/280	114,6
0450109/280-275	280/275	113,7
0450109/275-270	275/270	112,8
0450109/270-265	270/265	112,0
0450109/265-260	265/260	111,1
0450109/260-255	260/255	110,2
0450109/255-250	255/250	109,3
0450109/250-245	250/245	108,4
0450109/245-240	245/240	107,6
0450109/240-235	240/235	106,7
0450109/235-230	235/230	105,8
0450109/230-225	230/225	104,9
0450109/225-220	225/220	104,0
0450109/220-215	220/215	103,2

1. Dimensions for reference
2. Delivery and packaging are carried out in accordance with the terms of the contract
3. The manufacturer reserves the right, without notice to the consumer, to make changes to the design of the products for improvement of their technological and operational parameters, which will not affect the quality and properties of the product
4. Deviation of the actual weight of the nominal can be up to 10%.

UNLESS OTHERWISE SPECIFIED: DIMENSIONS ARE IN MILLIMETERS SURFACE FINISH: TOLERANCES: ISO 2768 - C LINEAR: ANGULAR:		FINISH:	DEBURR AND BREAK SHARP EDGES	DO NOT SCALE DRAWING	REVISION	A-01
DRAWN O. Kozhukh 04.10.2022			TITLE: Concrete Drain Channel Mega DN200 H335-215 with Cast Iron Grate F900			
CHK'D V. Kyselytsia	SIGNATURE		DATE	ARTICLE: A3		
APPV'D I. Malynovskiy	MATERIAL: Concrete, Cast Iron		SCALE: 1:10			
MFG	WEIGHT: kg		SHEET 1 OF 1			
QA						