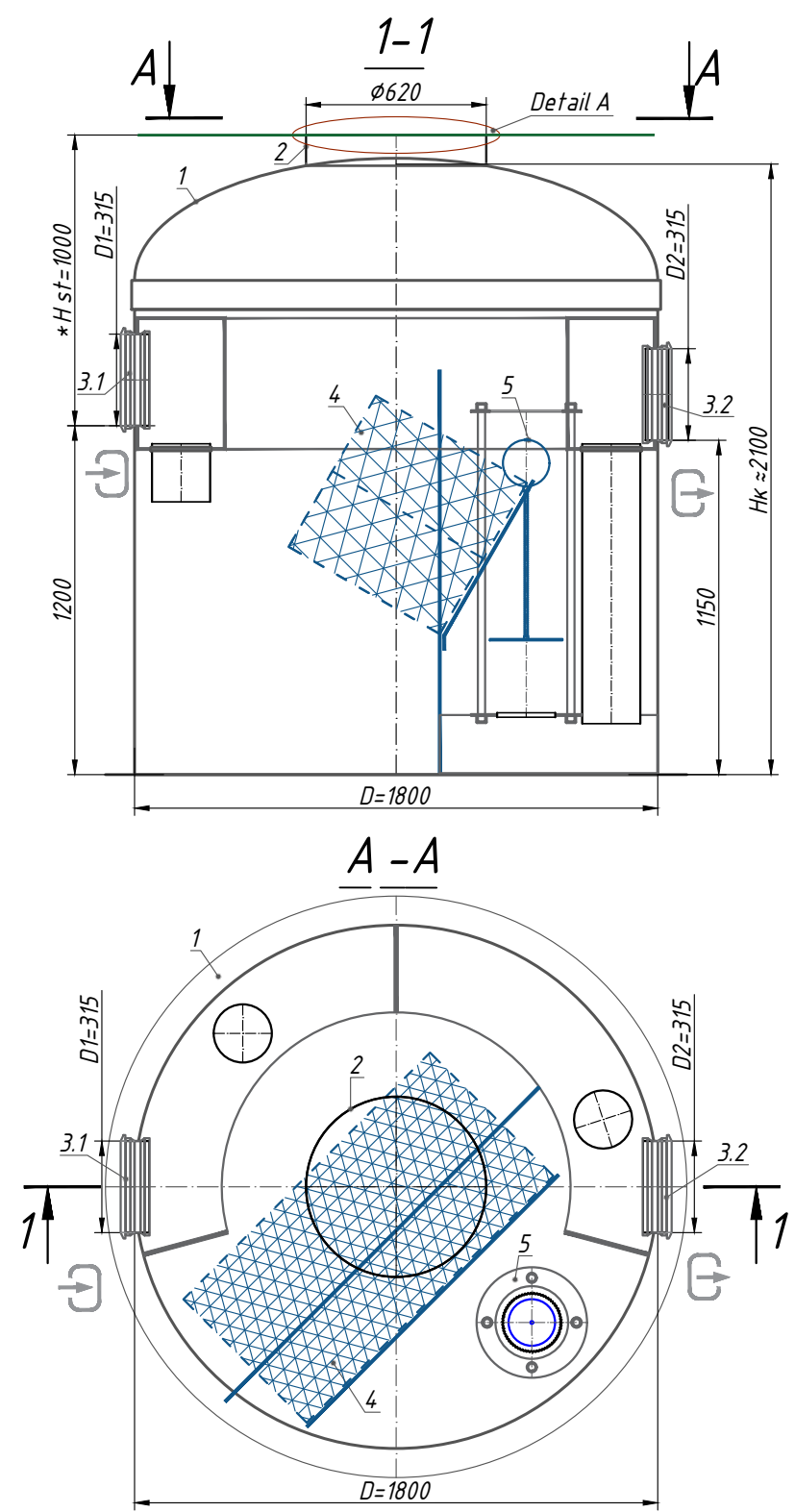


Oil and water Separator OilBase100 -15/75 (S 1:25)




Specification of materials and equipment. Standard equipment ** (Tabl. 1)

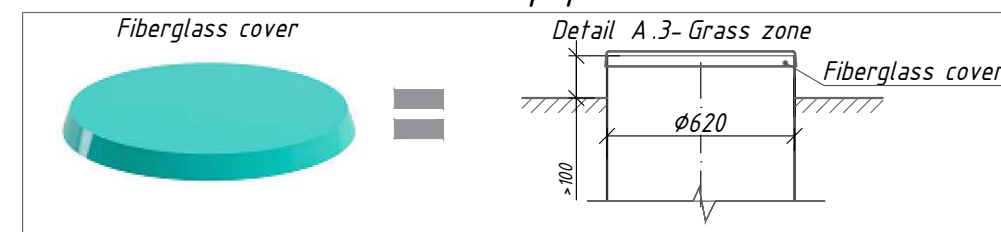
Pos.	Identification	Name	Q-ty	Mass pc.,kg	Note
1	Vodaland	Oil and water Separator Vodaland OilBase100 -15/75, disch. 15 l/s, (75 l/s -ByPass) fiberglass, D=1800, Ht≈2100 mm	1	390	compl.
2		Inspection manhole $\phi 620$	1		compl.
3.1,3.2	D1-Inlet / D2-Outlet	Rubber seal for connection $\phi 315$	2		compl.
4		Coalescent block	1		compl.
5		Automatic locking device 200	1		compl.
		Volume of light liquids	750		l
		Volume of sludge trap	1500		l

**The product is shipped according to Standard Equipment (Tabl. 1), unless otherwise specified in the Additional Information

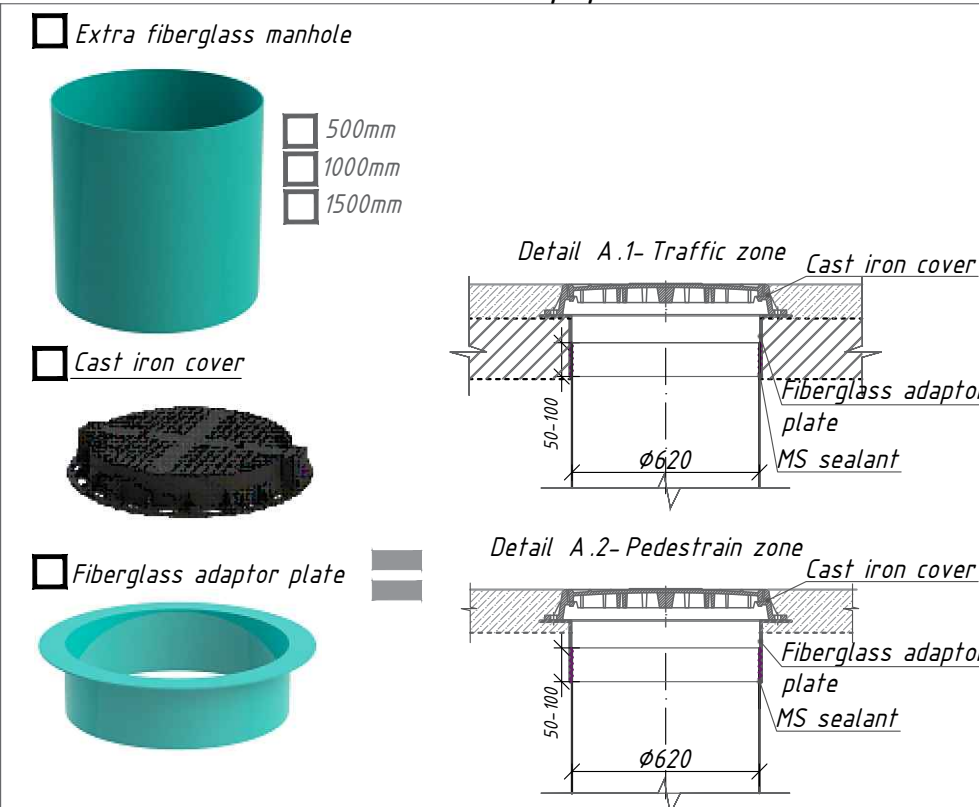
Oil and water Separator



Standard equipment



Additional equipment



Note:

- *H-depth of the inlet connection (in standard equipment H up to 1000 mm. H take a multiple of 50mm.
- **The product is shipped according to Standard Equipment (Tabl. 1), unless otherwise specified in the Additional Information. The complete set of the product is agreed with the manager.
- ***The manufacturer reserves the right to make design and schematic changes that do not impair the characteristics of the product as a whole. Permissible deviation during production of products is 1-3%.

Additional Information:

Oil and water Separator
OilBase100 -15/75

Factory ID: OB1- 15/75

VODALAND POLSKA
ul. Lubelska 1, 37-400 Nisko
biuro@vodaland.pl
+48 158 141 140

