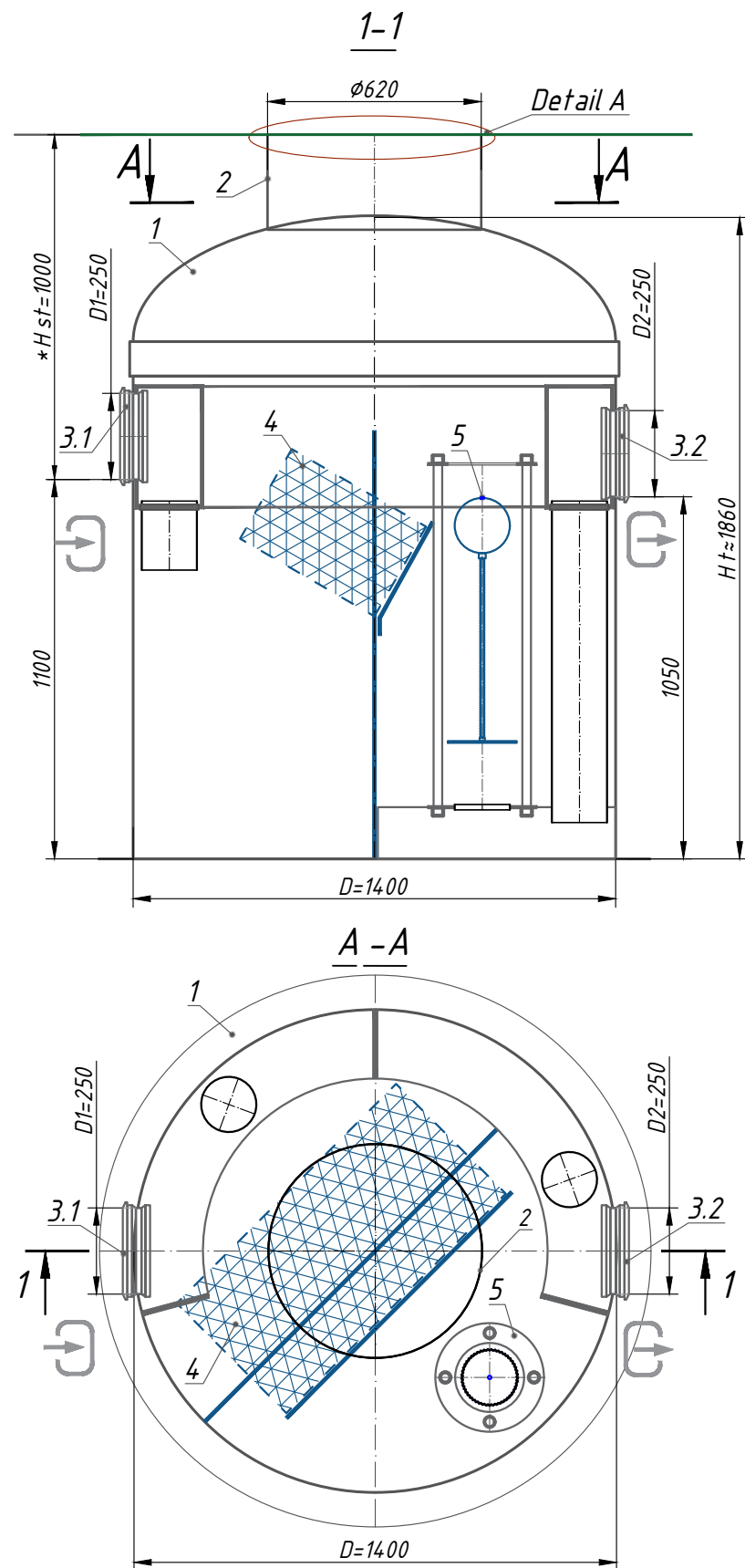


Oil and water Separator OilBase100 -6/30 (S 1:20)




Specification of materials and equipment. Standard equipment ** (Tabl. 1)

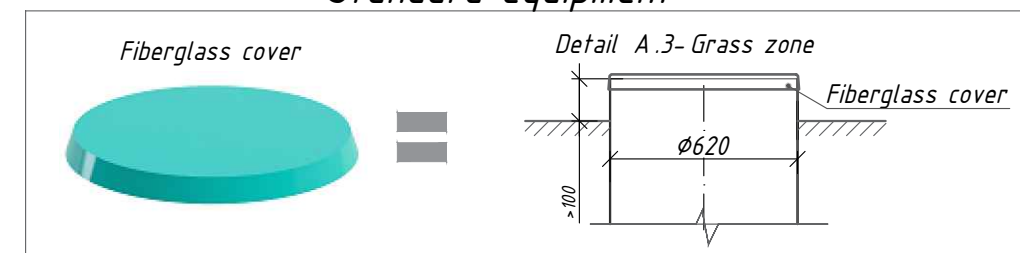
Pos.	Identification	Name	Q-ty	Mass pc.,kg	Note
1	Vodaland	Oil and water Separator Vodaland OilBase100 -6/30, disch. 6 l/s, (30 l/s -ByPass) fiberglass, D=1400, Ht≈ 1860 mm	1	192	compl.
2		Inspection manhole Ø620	1		compl.
3.1,3.2	D1-Inlet / D2-Outlet	Rubber seal for connection Ø 250	2		compl.
4		Coalescent block	1		compl.
5		Automatic locking device 160	1		compl.
		Volume of light liquids	300		l
		Volume of sludge trap	600		l

**The product is shipped according to Standard Equipment (Tabl. 1), unless otherwise specified in the Additional Information

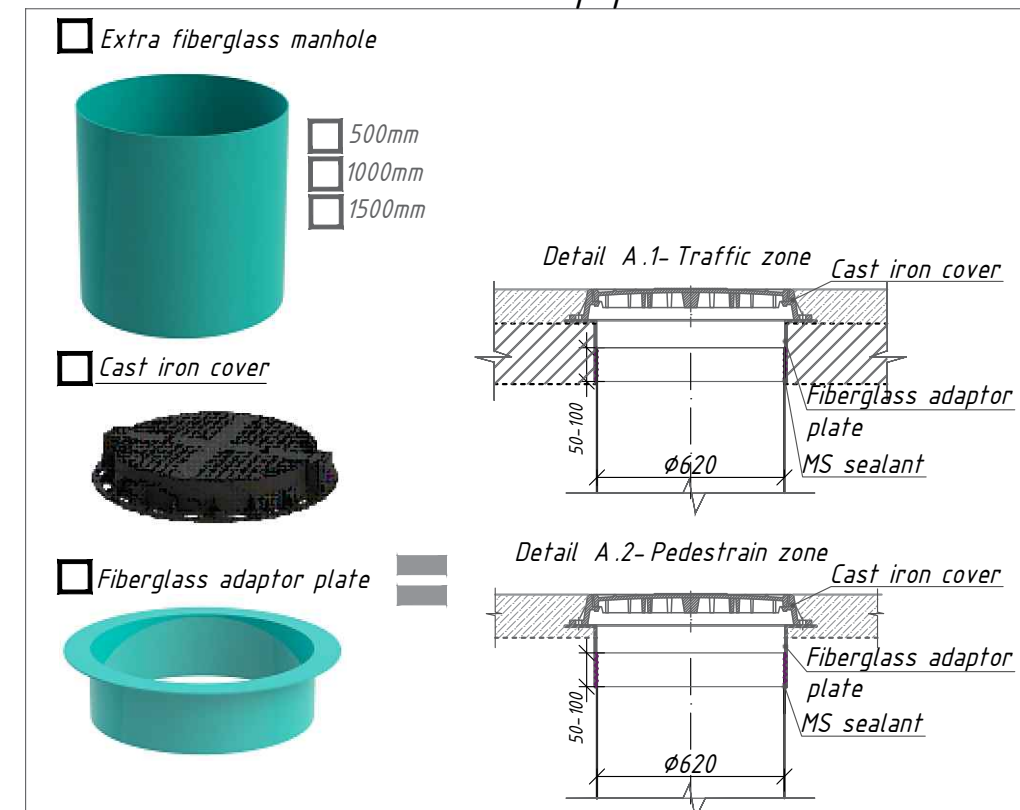
Oil and water Separator



Standard equipment



Additional equipment



Note:

*H-depth of the inlet connection (in standard equipment H up to 1000 mm. H take a multiple of 50mm.

**The product is shipped according to Standard Equipment (Tabl. 1), unless otherwise specified in the Additional Information. The complete set of the product is agreed with the manager.

***The manufacturer reserves the right to make design and schematic changes that do not impair the characteristics of the product as a whole. Permissible deviation during production of products is 1-3%.

Additional Information:

Oil and water Separator
OilBase100 -6/30

Factory ID: OB1- 6/30

VODALAND POLSKA
ul. Lubelska 1, 37-400 Nisko
biuro@vodaland.pl
+48 158 141 140

manufactured by
FIBERICA
Ukraine, Cherkasy city, 18028

distributed by
VODALAND