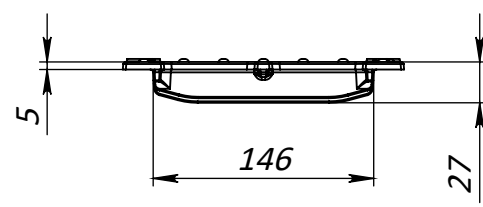
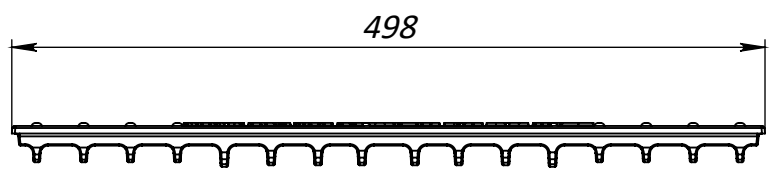

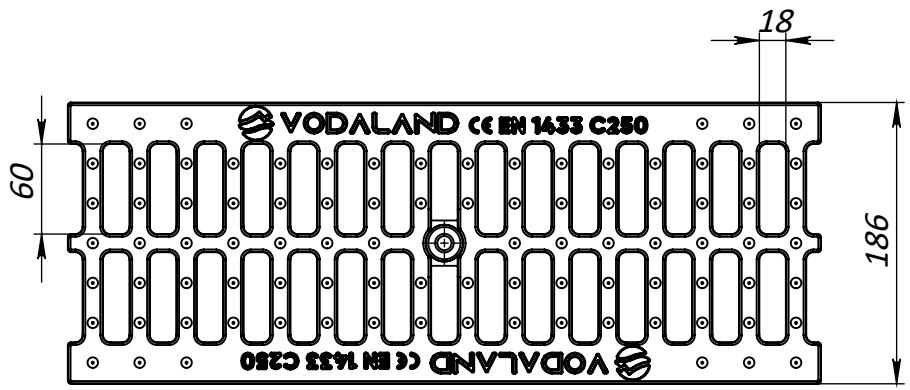


6 5 4 3 2 1

D



C



D

C

B

1. Area of water intake slots 326.24 sq cm;
2. Deviation of the actual weight of the nominal can be up to 10%

B

A

UNLESS OTHERWISE SPECIFIED: DIMENSIONS ARE IN MILLIMETERS SURFACE FINISH: TOLERANCES: 2768-c LINEAR: ANGULAR:				FINISH:		DO NOT SCALE DRAWING		REVISION	
						TITLE: Cast iron grate Base DN150 slotted C250			
						Load class: C250			
				MATERIAL: Cast iron		Article: 22303		A4	
				WEIGHT: 4.43 kg		SCALE: 1:5		SHEET 1 OF 1	

6 5 4 3 2 1

A