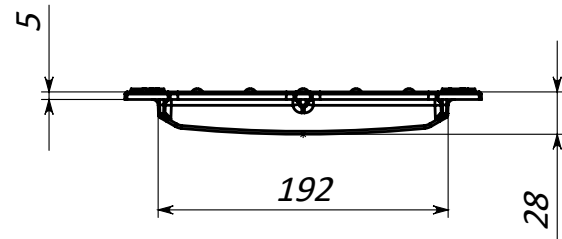
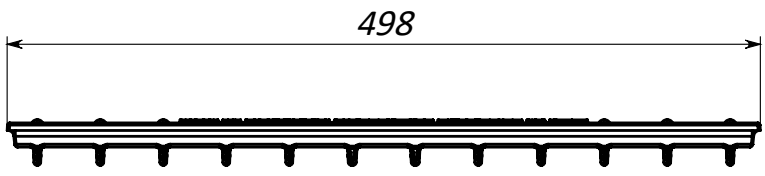


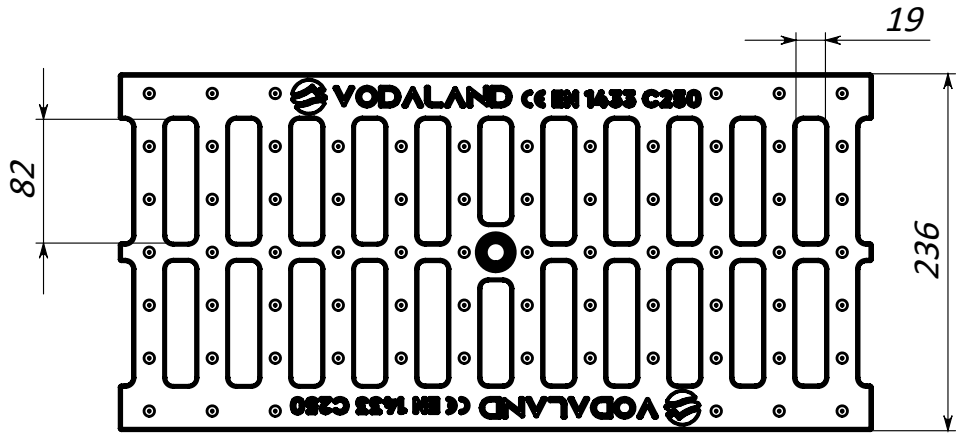
6 5 4 3 2 1

D




D

C



C



B

B

1. Area of water intake slots 375.34 sq cm;
2. Deviation of the actual weight of the nominal can be up to 10%

A

A

UNLESS OTHERWISE SPECIFIED: DIMENSIONS ARE IN MILLIMETERS SURFACE FINISH: TOLERANCES: ISO 2768-c LINEAR: ANGULAR:				FINISH:		DO NOT SCALE DRAWING		REVISION	
						TITLE: Cast iron grate Base DN200 slotted C250			
						Load class: C250			
						Article: 25303		A4	
						MATERIAL: Cast iron		SCALE:1:5	
						WEIGHT: 5.05 kg		SHEET 1 OF 1	

6 5 4 3 2 1